

## KRAIBURG KKM LongLine / KIM LongLine / KE LongLine

### prerequisites:

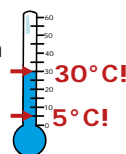


#### concrete area:

- no holes
- no elevations
- with at least a 3 % slope

#### mats:

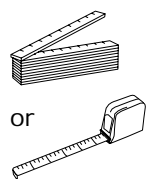
even temperature: minimum 5° C to maximum 30° C (store according to initial temperature)



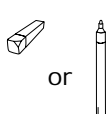
for animal well-being some litter is necessary to absorb moisture (e.g. soft milled straw or mineral material)

### You will need this:

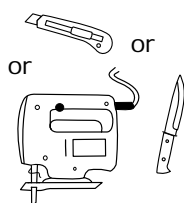
#### measuring:



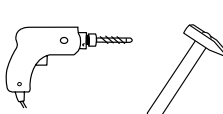
#### marking:



#### cutting:



#### drilling and installing:



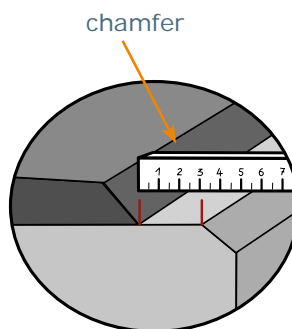
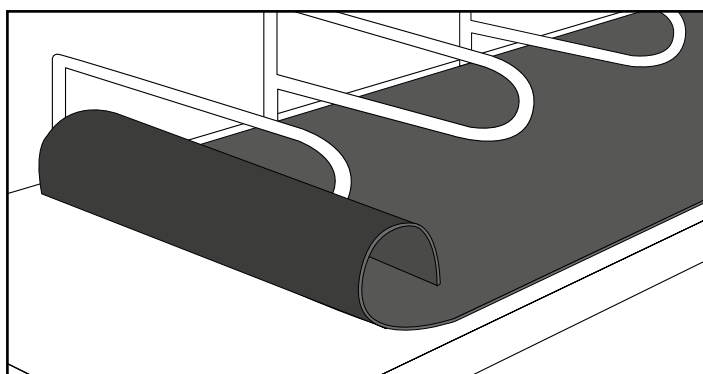
#### KRAIBURG fastening elements:



- nail plugs  $\varnothing$  10 x 80 mm - A2
- washers  $\varnothing$  30 mm - A2

(or fastening elements with at least the same resistance and durability)

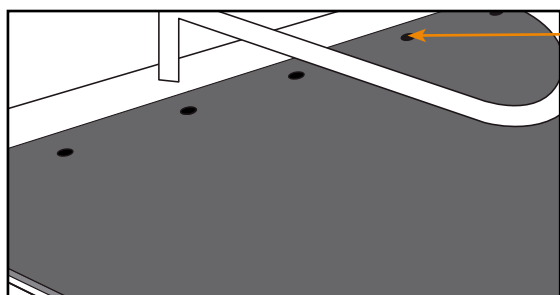
## 1 Roll out continuous rolls



rear concrete edge:  
minimum 3 cm distance!

## 2 Fastening

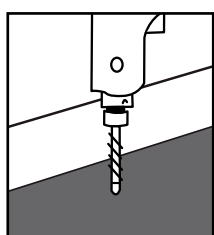
**i** start in the middle and alternately work towards the right and to the left



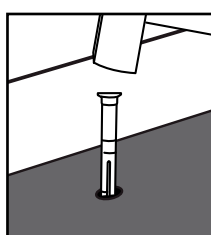
fasten at the front edge through the prefabricated fastening points:




If there are no fastening points, **fasten at the front approx. every 40 cm**, with a distance of **5 cm from the edge**



drill



pound the plastic plugs in flush



pound in nails and washers until they are seated evenly fast and are slightly countersunk